


Explanation of Valve Gate lockout installation



Description

- Use on gate valves, stop valves, gas valves and more!
- Locks out round valve handles up to 2.5 ins. diameter.
- Lightweight, rugged and rust resistant.
- Made of durable, tamperresistant polypropylene.
- Comes with «Danger» labels in English, Spanish and French.



Instructions

- Step 1 : Place lockout device around valve handle (Fig. 1).
- Step 2 : Attach padlock through lock hole (Fig. 2).
- Step 3 : Verify that the valve cannot be operated.




Figure 1




Figure 2

This product is sold on the condition that users make their own evaluation to determine its suitability for their use. Statements concerning possible or suggested uses may not be deemed, or be construed, as a warranty or guarantee.